

JANUARY 2025



# DIGITAL RESOURCE



Made possible with

**Heritage  
Fund**



**SHAKESPEARE  
NORTH  
PLAYHOUSE**

# Table of Contents

3	Introduction	9	Activity - Knowsley
4	Our Town's Sound	10	Slang Patterns
5	Activity - LCR	12	Compound Words
7	Activity - Heritage	13	Digital Environment




# INTRODUCTION

During 2024, Shakespeare North Playhouse delved into the heritage of language through workshops with children, young people, and community groups. These workshops explored the unique colloquialisms of the region and how they are influenced by various factors, including:

- Migration
- Industry
- Social Structure
- Culture
- Local Heritage

Inspired by Shakespeare's linguistic legacy and the First Folio, the project uncovered some fascinating local language, celebrating the heritage of Knowsley and the wider Liverpool City Region.

This resource includes activities to engage students in language heritage, empowering them to use their voices proudly and celebrate the uniqueness of their town and region.



## PROJECT STATS



## PROJECT OVERVIEW & OUTCOMES

Our Town's Sound, a heritage project led by Shakespeare North Playhouse and funded with £228,850 from The National Lottery Heritage Fund, successfully deepened community engagement while celebrating Knowsley's linguistic heritage. Inspired by Shakespeare's linguistic legacy and the First Folio, the project explored how language evolves, shaped by factors such as migration, popular culture, social structures, and local heritage; highlighting the diverse voices and stories that make up the fabric of the local area.

### Outcomes

- Participants expressed a strong sense of pride and ownership in co-creating the soundscapes, performances and films, valuing how their voices and experiences were authentically represented.
- The project successfully encouraged intergenerational collaboration, creating a platform to connect diverse community members through shared stories.
- Celebrating Heritage: The integration of local dialects, accents, and storytelling traditions was deeply appreciated by participants, reinforcing a sense of cultural identity and pride in the area's heritage by reflecting their connection to place and the importance of preserving local language and oral histories.

This project resource offers activities and digital tools to help you explore the key themes in your classroom in exciting and engaging ways.

# LIVERPOOL CITY REGION (LCR)

## Activity - Key Stages 2 & 3

Curriculum links to Local History and Geography.

The Liverpool City Region Combined Authority is led by Mayor Steve Rotherham and brings together the region's six local authorities – Halton, Knowsley, Liverpool, Sefton, St Helens and Wirral – to tackle the big issues that matter to us all, together.

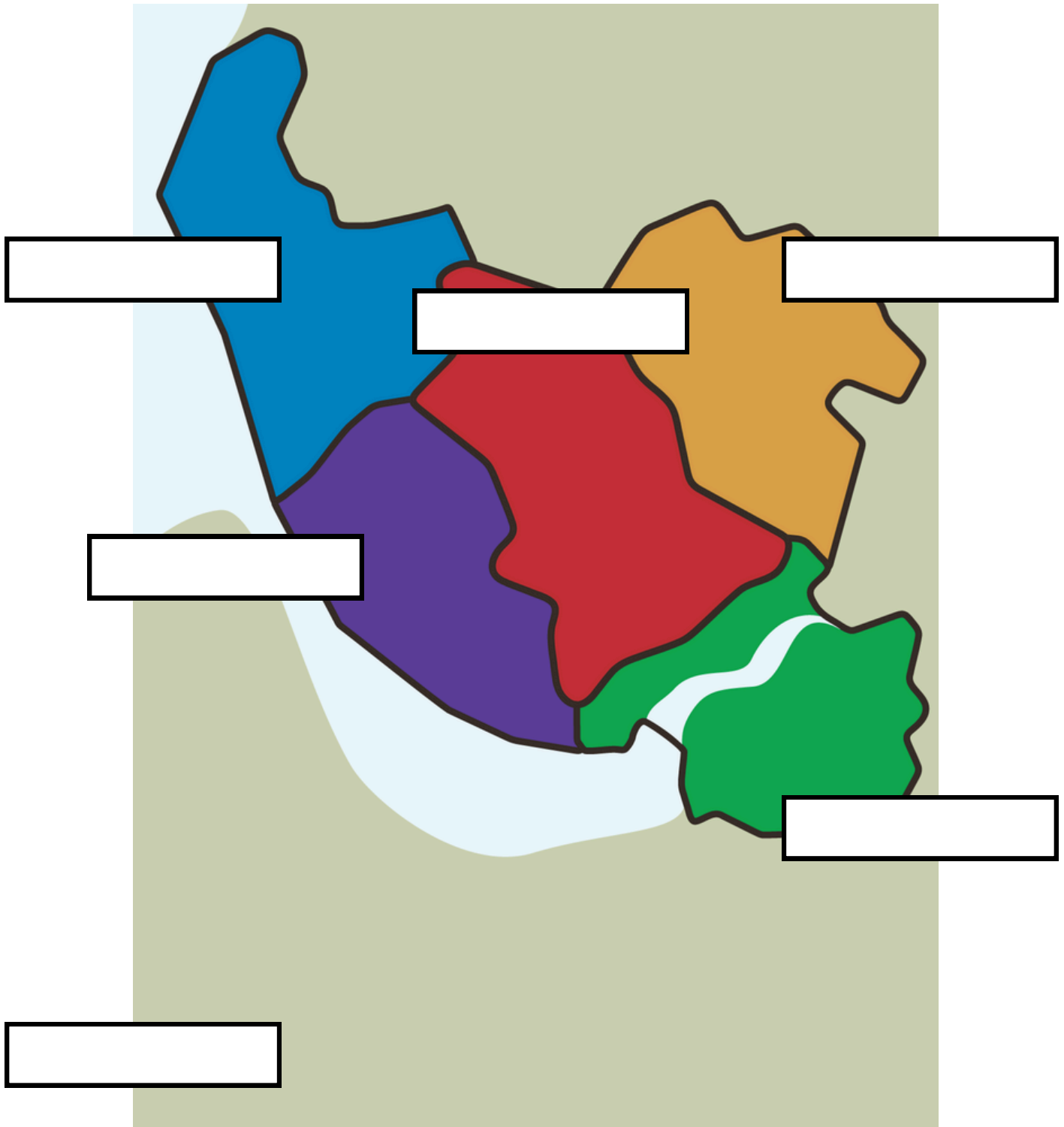
- Can your students label the map on the next page with the names of each borough?
- Which borough is not marked on the map?
- Can your students draw this missing borough on the map and label it?



NAME: \_\_\_\_\_

### Liverpool City Region (LCR)

1. Label the map below with the names of each borough.
2. Which borough is missing? Draw it on and label it.



# HERITAGE

## Activity - Key Stages 2 & 3

Curriculum links to Local History and Geography.

Knowsley is ideally placed to explore the changes in language between towns, being sandwiched between St. Helens, Liverpool, Sefton and Halton. Each borough has its own distinctive heritage, which has influenced language development over time.

1. Discuss the different areas of the Liverpool City Region and what they are famous for.
2. There are some suggestions in the table below, but your students may have some other ideas.

<b>TOWN/ CITY NAME</b>	<b>INDUSTRY</b>	<b>CULTURE AND SPORT</b>
Liverpool	Port City, Trade	Football, Music
Knowsley	Cables, Clocks	Theatre, Football
St Helens	Coal, Glass	Rugby
Sefton	Tourism	Horseracing, Golf, Public Sculpture (Anthony Gormley's Another Place)
Wirral	Ship building, Unilever	Golf, Birkenhead Park (inspired Central Park in New York)
Halton	Industrial, Scientific	The Brindley, Catalyst Museum, Norton Priory

NAME: \_\_\_\_\_

## HERITAGE

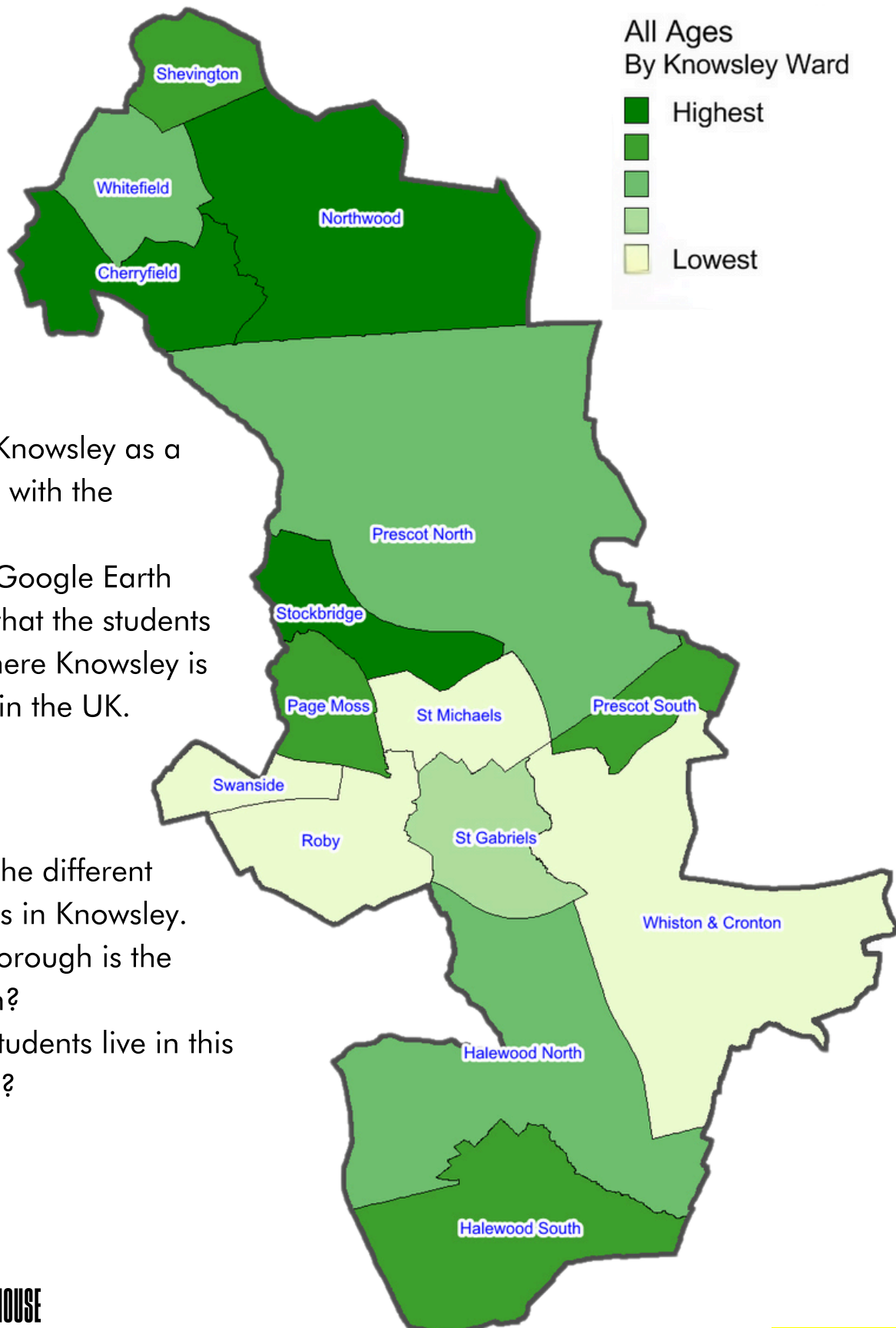
Complete the table below with the Industry, Culture and Sport related to each borough of the Liverpool City Region.

<b>TOWN/ CITY NAME</b>	<b>INDUSTRY</b>	<b>CULTURE AND SPORT</b>
Liverpool		
Knowsley		
St Helens		
Sefton		
Wirral		
Halton		




# KNOWSLEY

Curriculum links to Local History and Geography.



- Discuss Knowsley as a borough with the students.
- Explore Google Earth [here](#) so that the students know where Knowsley is situated in the UK.
- Discuss the different boroughs in Knowsley.
- Which borough is the school in?
- Do the students live in this borough?

# SLANG PATTERNS



## Activity - Key Stages 2 & 3

Curriculum links to English, Art and Music

A group of local young people worked with artist David Bixter to create a film celebrating their local dialect.

Watch the film [HERE](#).

### About the artist:

David is a multidisciplinary artist, designer, musician and film-maker based in Liverpool. His work combines different art forms, exploring connections between drawing and music-making. He uses music technology to create interactive soundscapes and immersive multisensory experiences.




## Activity

Can your students think of any slang words that they use?

Write these on the board.

Examples:

- What do they call (a specific type of) food?
- What do they call their friends?
- What do they call their clothes?



## USING THE APP

Use our online application to explore soundscapes and music compositions with your students. You can access the app [HERE](#).

1. Use the online app to create a short pattern of words by touching or clicking on the letters (3 or 4). Practice this starting pattern as a class - either on individual iPads or spoken.
2. Students take turns to repeat the pattern on their iPad or on the smart board, each adding another word to the end of the pattern.
3. See how many extra words can be added before it becomes too long to remember!

## MUSICAL EXTENSION



To increase the challenge, words can be added in a rhythmic pattern - you do not need to play the whole word, e.g.:

Sca-Scatty

Muppet-Muppet

Ma - Ma - Mate

You can use the rhythm flashcards [HERE](#) to provide rhythms that students have to recreate using the words. Or students can write their own rhythm flashcards and challenge each other to recreate the patterns.



## REPLACED WORD POEM

1. Each student writes a rhyming couplet that uses slang words.
2. Perform the rhyming couplets using the resource to speak the slang words.
3. Create a whole-class poem by combining the couplets (the class could be given a theme at the start of the session). Perform the poem with everyone in the class using the resource to play the slang words.



## COMPOUND WORDS - Key stage 2 and 3

Artist Emmer Winder worked with schools and groups to explore Shakespeare's language, compound words and printing.

Emmer is a conceptual artist, print maker and creative facilitator from St Helens. She is driven to comment on socio-political issues and historical events in an attempt to keep them in the public consciousness. Incorporating any methods and materials that feel relevant, work is created to question the morals, ethics and confirmation bias of western culture through one common thread: words, language and signs. The power of the written word is used as an invitation to engage, empathise and evoke reaction from the viewer.

Use the slides [HERE](#) to explore compound words with your students.



## Digital Environment - Key Stage 2

We have created an exciting digital version of our Cockpit Theatre for your students to interact with at school.

Using the instructions [HERE](#), install the Shakespeare North Playhouse digital environment onto your school system. Your IT support may need to do this for you, as permission for the app to receive content will need to be granted.

Print copies of the colouring sheet on the next page. Your students can colour in the character on the sheet and give them a name in the space above them. Follow the instructions below to bring their characters to life on our virtual stage!





Colour the character  
and add your name!

**OUR  
TOWN'S  
SOUND**

Scan this colouring page  
to bring MC to life!



GET IT ON  
Google Play

Download on the  
App Store



Supported using public funding by  
**ARTS COUNCIL  
ENGLAND**



**SHAKESPEARE  
NORTH  
PLAYHOUSE**

## GET IN TOUCH:

[www.shakespearenorthplayhouse.co.uk](http://www.shakespearenorthplayhouse.co.uk)

[learning@shakespearenorthplayhouse.co.uk](mailto:learning@shakespearenorthplayhouse.co.uk)

0151 433 7156

SHAKESPEARE  
NORTH  
PLAYHOUSE

## GET INVOLVED:

[Education Partnerships](#) | [School Partnership Offer Brochure](#)



Made possible with

Heritage  
Fund

SHAKESPEARE  
NORTH  
PLAYHOUSE